

# UPDATE LEDGER NANO X FIRMWARE ON MOBILE

Last updated: January 10, 2023

The update to firmware version 2.0.2 features a faster Bluetooth transfer rate, as well as several user experience improvements, an update to the user interface, and some bug fixes. Please read the [release notes](#) for more details about this update. Check our [troubleshooting article](#) if you need help.

## Before you start

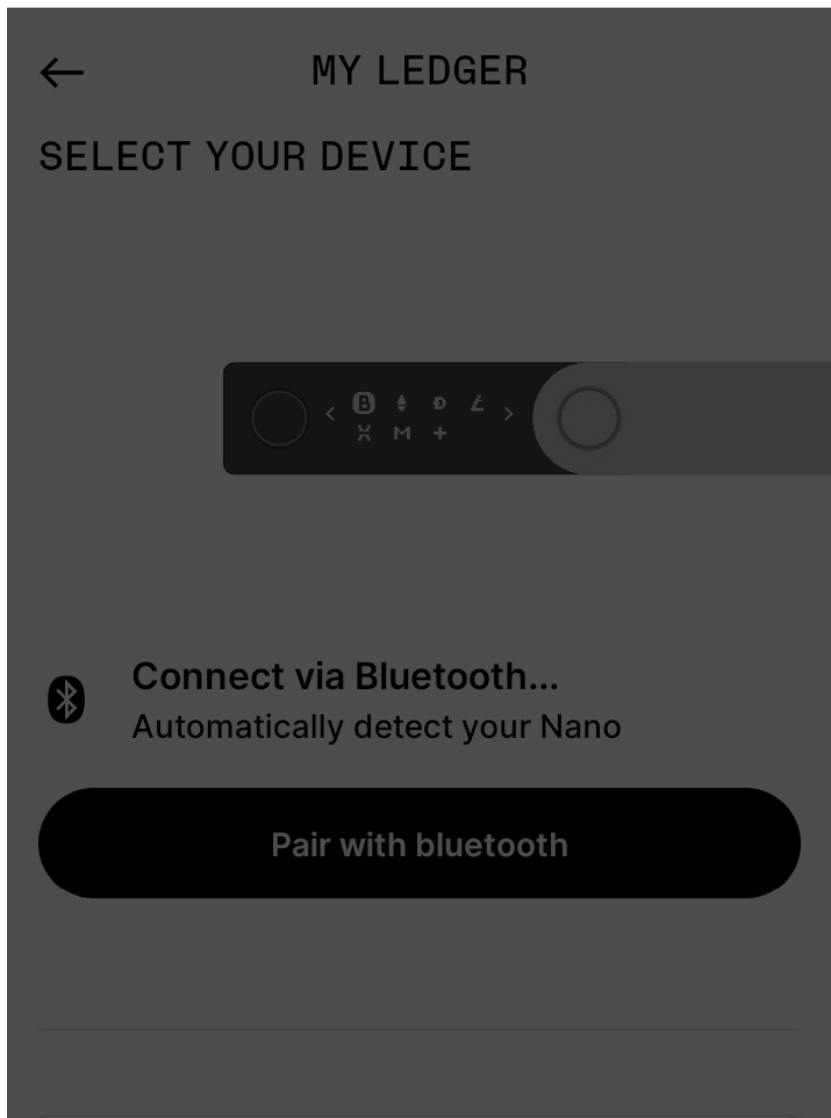
- Make sure you have updated Ledger Live through the notification banner or downloaded the [latest version of Ledger Live](#).
- Make sure your 24-word recovery phrase is available, as a precaution.
- Applications on your device will be automatically reinstalled after the update.

[Ledger Live Desktop](#) [Ledger Live Mobile](#)

Android users can update Ledger Nano X firmware with Ledger Live Mobile.

This requires a USB connection and applies to firmware versions 1.2.4-6 and later.

1. Connect Ledger Nano X to your smartphone using a USB cable.
2. Open the Ledger Live app.
3. In the bottom right corner of the screen, tap **My Ledger**. You'll be taken to a page where you need to select your device.
4. In the **USB** section, you should see your Ledger Nano X. Tap it and confirm that you -----



Allow Ledger Manager on your device

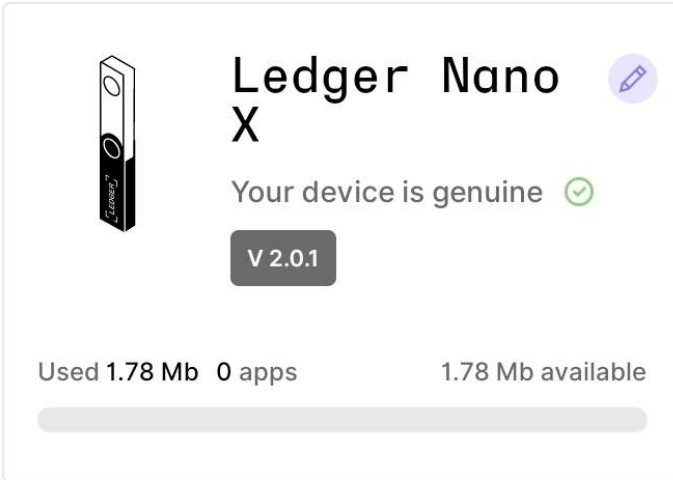


...allow My Ledger to access your device.

- You'll see a notification stating that a firmware update is available.



## MY LEDGER



Update 2.0.2 available for  
your Ledger Nano X

Update

Search



NEAR

v1.1.6

44 Kb



Aeternity

v0.4.4

48 Kb



Wallet



Market



Discover



My Ledger

- Tap **Update**. A pop-up window with instructions will appear. Read the instructions carefully.
- Tick the checkbox at the bottom to confirm that you have your recovery phrase and tap **Continue**. Firmware updates don't usually require a recovery phrase, so this is simply a precaution.



## UPDATE LEDGER NANO X TO VERSION 2.0.2



Ensure your 24-word recovery phrase is written down on the Recovery sheet and it is available, as a precaution.

[More about the recovery phrase](#)

### What's new in firmware version 2.0.2?

Firmware version 2.0.2 features a faster Bluetooth transfer rate, as well as several user experience improvements, an update to the user interface, and some bug fixes.

#### Before you update

- Make sure you have updated Ledger Live through the notification banner or downloaded [the latest version of Ledger Live](#)

#### Better user experience

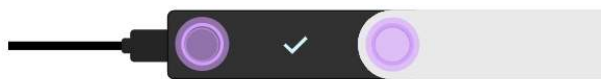
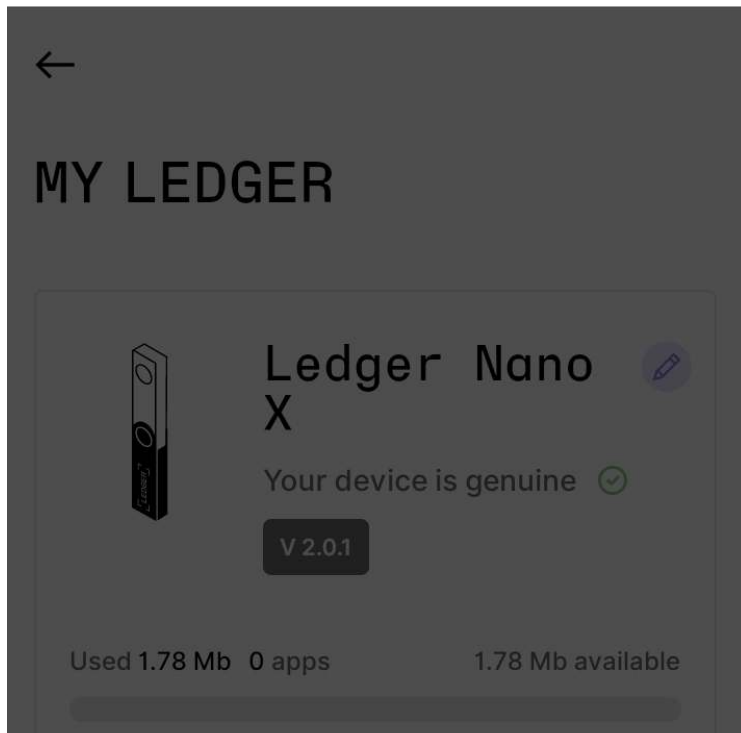
I have my recovery phrase



Continue

8. [Don't have your recovery phrase?](#)
9. Ledger Nano X will display **Processing**, which means that the update process has started.
10. The device will then display **New firmware** and **version number**.
11. Press the right button to **Confirm update**.

12. Press both buttons simultaneously for confirmation.



LEDGER NANO X

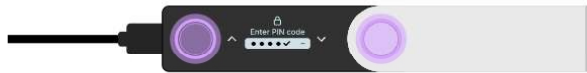
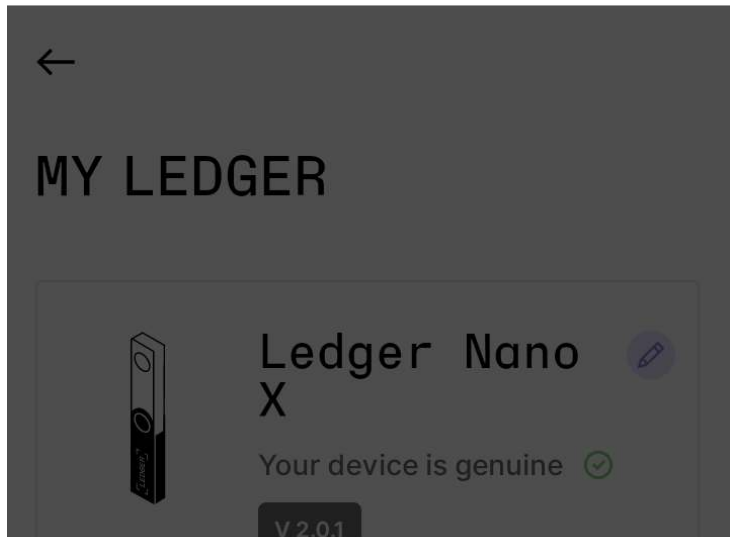
PLEASE CONFIRM  
THE UPDATE ON YOUR  
DEVICE

CURRENT VERSION	2.0.1
NEW VERSION	2.0.2



13. Enter your PIN code.
14. Ledger Nano X will restart and install the update.
15. The device will display **Processing**.

Don't disconnect your device at this stage.



LEDGER NANO X

## FINISH THE UPDATE ON YOUR LEDGER NANO X

1

Wait for the firmware update to finish on your device

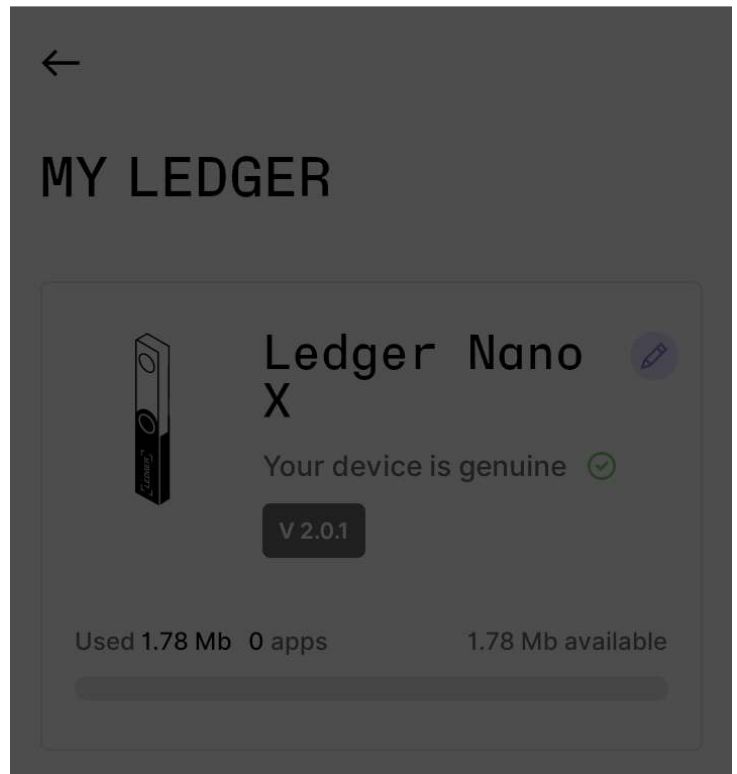
2

Unlock your device with your PIN



Finish the update on your Ledger Nano X.

When Ledger Live displays **Firmware updated** and you are prompted to enter your PIN code,



**FIRMWARE UPDATED**

Please re-install the apps on your device.

**Re-install apps.**



Ledger Nano X has been successfully updated.

Click **Re-install apps** to finalize the process.

### *Need help?*

Please check the [update troubleshooting article](#).

## Did your device reset?

If your device displays **Welcome to Ledger Nano X**, it has been reset. **Don't worry**, your crypto assets are safe as long as you have your 24-word recovery phrase. Please follow the instructions to [restore your private keys](#) from your recovery phrase.

## Bluetooth pairing issues

If you're experiencing Bluetooth issues after updating to firmware version 1.2.4-5, please remove the pairing and forget the Ledger Nano X on your phone. Then try the pairing again. For more information, refer to the [Fix Bluetooth issues](#) article.